

2020

Joplin Police Department

Quarterly Report



1st Quarter 2020

January 1st - March 31st

Prepared by Office of Internal Affairs

PURPOSE OF THIS REPORT

The purpose of this report is to provide a statistical analysis of the lethal, less-lethal, and non-lethal force used by the JPD Officer and JPD Detention Officers; and enhance transparency between the Department and its stakeholders within the City of Joplin.

MISSION STATEMENT

Our mission is to provide professional service and protection through leadership and partnership with the community.

VALUES

Honor

-Honor without compromise

Courage

-Courage with Compassion

Commitment

-Commitment to community

Service

-Service with Understanding

Contents

Use of Force Policy and Definitions	4
Use of Force Overview	5
Type of force tally	6
Taser Usage	7
Type of Force /Quarterly Comparison Graph	7
Citizen Resistance Tally	9
Arrests and Charges	10
Injuries	11
Reason for Use of Force and Type of service being rendered at the time	12
Detention Officer Use of force.....	13
Detention Use of Force Continued	14
Injuries (Detention Officers)	15
Internal Affairs Report	16
Complaints Received.....	17
Early Warning System	18
Investigations (Monthly Breakdown).....	19
Graphs for Complaints	20
Types of Discipline	22
Crash and Pursuit Policy.....	23
Crashes.....	23
Pursuits	23

Use of Force Policy and Definitions

Officers are confronted daily with situations requiring the use of force to affect an arrest or ensure public safety. The degree of force used depends on what the officer perceives as reasonable and necessary under the circumstances at the time he or she decides to use force. Except for deadly force, the application of any degree of force is justified only when the officer reasonably believes that it is necessary:

- To prevent the escape from custody, make an arrest or an investigative detention of a person the officer believes has committed a crime.
- To defend him or herself or another from what the officer believes is the use of force while trying to arrest another, prevent the suspect's escape, or otherwise lawfully take the person into custody.
- To disperse persons participating in an unlawful assembly.

Deadly force: physical force which the actor uses with the purpose of causing or which he or she knows to create a substantial risk of causing death or serious physical injury. (RSMo 563.011)

Non-deadly force: Force employed which is neither likely nor intended to cause death or serious physical injury.

Firearms: Any weapon from which a projectile is forcibly ejected by an explosive.

Reasonable belief: When facts or circumstances the officer knows, or should know, are such as to cause an ordinary and prudent person to act or think reasonably in a similar way under similar circumstances.

Serious physical injury: Bodily injury which creates a substantial risk of death or which is likely to cause serious permanent disfigurement or loss, or extended impairment of the function of anybody member or organ.

Objectively Reasonable Force: The "reasonableness" of a particular use of force must be judged from the perspective of a reasonable officer on the scene, rather than with the 20/20 vision of hindsight. The calculus of reasonableness must embody allowance for the fact that police officers are often forced to make split-second judgments - in circumstances that are tense, uncertain, and rapidly evolving - about the amount of force that is necessary in a particular situation. The question is whether the officers' actions are "objectively reasonable" in light of the facts and circumstances confronting them, without regard to their underlying intent or motivation. Because "the test of reasonableness under the Fourth Amendment is not capable of precise definition or mechanical application," however, its proper application requires careful attention to the facts and circumstances of each particular case, including the severity of the crime at issue, whether the suspect poses an immediate threat to the safety of the officers or others, and whether he is actively resisting arrest or attempting to evade arrest by flight.

Use of Force Overview

In the first quarter of 2020 Joplin Police Officers used some level of force **35** times to affect an arrest or assist with a prisoner/medical patient. There were **86** officer involvements, meaning that in some incidents more than one officer was involved. This report is separated into two sections which include sworn officer use of office and detention officer use of force. The sworn officers accounted for **35** use of force involving **86** officers and the detention officers accounted for **6** use of force involving **10** officers.

During the first quarter of 2019 Joplin Police Officers employed some level of force **36** times to affect an arrest or assist with a prisoner/medical patient. There were **78** officer involvements.

The analysis provided is based upon averages. The actual use of force by individual officers can be influenced by a number of factors such as assignment, patrol area, shift, number of hours worked and other variables.

- Joplin Police Officers arrested **1442** people on a total of **3,338** criminal charges during the first quarter of 2020, meaning some people arrested were charged with multiple offenses.
 - Joplin Police Officers arrested **1546** persons on a total of **3542** criminal charges during the first quarter of 2019.

- Use of Force Incidents broken down by race:
 - White- **33**
 - Black- **7**
 - Hispanic- **0**
 - Asian- **0**
 - Native American- **0**
 - Other- **0**
 - Unknown- **0**

*Comments: Some incidents involved more than one subject

- Use of Force Incidents broken down by gender:
 - Male: **34**
 - Female: **6**

*Comments: Some incidents involved more than one subject

- Use of force occurred an average of once in every **41.2** arrests for the first quarter of 2020.
 - Use of force occurred an average of once in every **43** arrests for the first quarter of 2019.

- The average use of force per involved officer was **.41** for the reporting period.

- The average use of force per involved officer was **.46** for the same reporting period in 2019.
- The use of force rate per arrest for 2020 first quarter is **2.4%**
 - The use of force rate for the 2019 first quarter reporting period was **2.3%**

Profile of Use-of-force Incidents received between January 1, 2020 and March 31, 2020 (non-jail related)

Total number of use-of-force incidents: **35**
 Total number of officers involved: **86**

Type of force tally

The following statistics are a comprehensive breakdown of individual use of force events. As such, they are representative of the dynamic and fluid nature of such events wherein a single use of force event is comprised of phases of escalation and de-escalation. A number of levels of force and methods of force are utilized to bring about a successful resolution to the event. The following numbers reflect the multiple efforts in use of force events and do not represent a change in the total use of force events listed above.

Type of Force	Total #	Type of Force	Total
1 Active Pointing of Weapon	27	20 Kicks	0
2 Alternative Impact Weapon	3	21 Knee Strike(s)	3
3 Arm bar	0	22 Knife	0
4 ASP	0	23 Lateral Vascular Neck Restraint	0
5 Canine	6	24 Leg Strike(s)	0
6 Clamp	0	25 OC Spray	2
7 Come-Along	1	26 Open-Hand Strike	0
8 Control Hold	13	27 Pepperball Gun	0
9 CS Gas	2	28 Physical Restraint	10
10 Elbow Strike(s)	1	29 Pressure Point(s)	1
11 Empty Hand Control	14	30 Push	1
12 Escort	1	31 Rifle	0
13 Fist	3	32 Shotgun	0
14 Foot	0	33 Strike(s)	8
15 Handgun	0	34 Strikes in Furtherance	0
16 Headlock	1	35 Take to Ground	15
17 Hobble Restraints	0	36 Taser	10
18 Impact Munitions	1	37 Taser Arc Display	0
19 Joint Lock	0	38 Thrust Kick	0

39 Tinsley
40 Verbal Direction

1
44

41 Wrist Lock

1

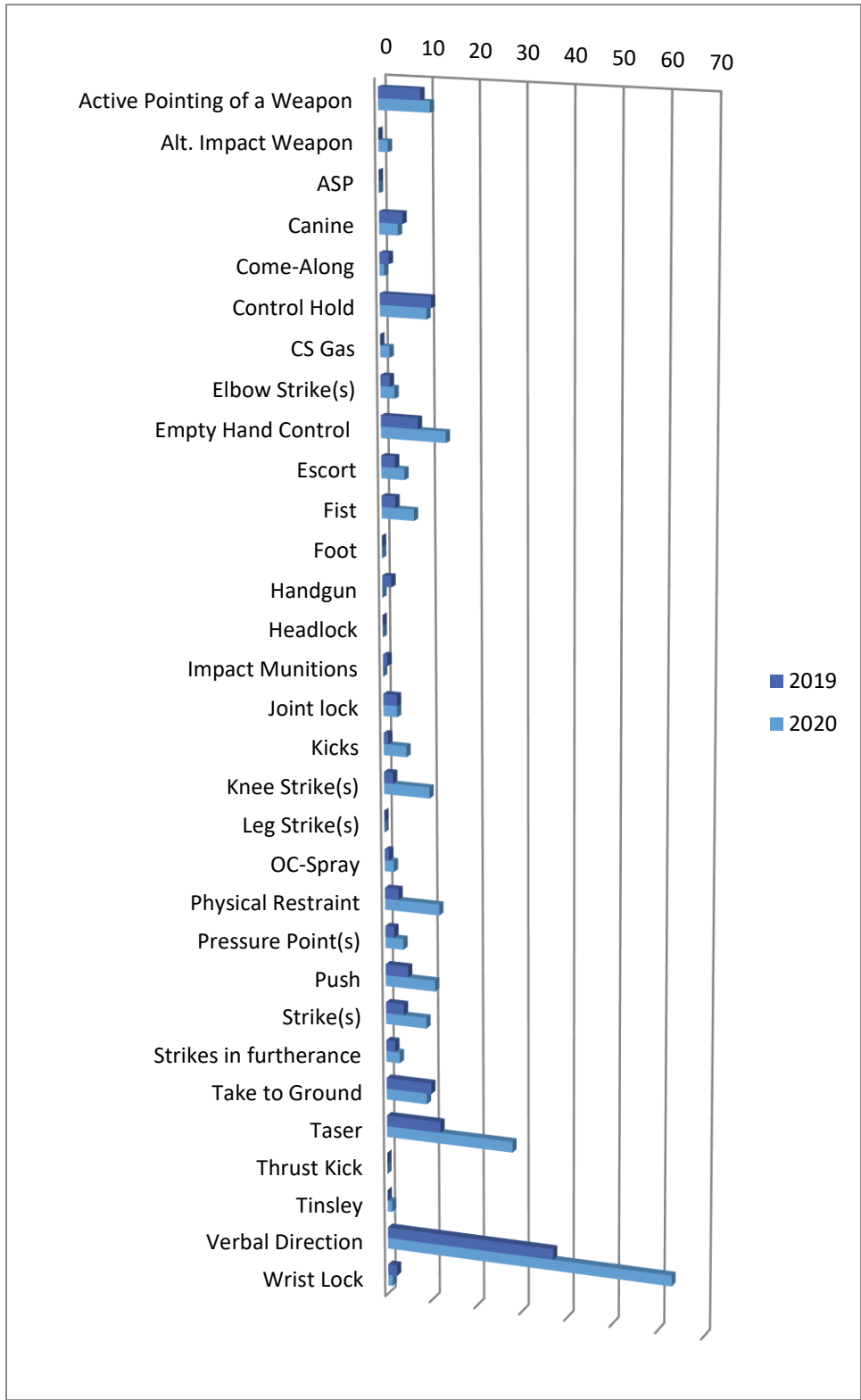
Taser Usage

- Tasers were deployed **10** times during the first quarter of 2020 by Joplin Police Officers.
 - Tasers were deployed **12** times during the same quarter of 2019.
- Tasers were deployed an average of once in every **144** arrests in the first quarter of 2020.
 - Tasers were deployed an average of once in every **128** arrests in the same quarter of 2019.
- The average number of Taser deployments were **3.3** times per month during the first quarter of 2020.
 - The average number of Taser deployments was **4** times per month during the same quarter of 2019.
- The Use of Taser rate is **.69%** of the total number of arrests made in this period.
 - The Taser rate was **.78%** of the total number of arrests during the same time period in 2019.

Type of Force /Quarterly Comparison Graph

It should be noted that there were **35** Use of Force events for the first quarter of 2020. The numbers on the chart below will show a higher number. One should take into consideration that many use of force events have more than one type of force used. For example, if verbal direction is given, and the party still fails to comply with the officer, that officer will move to a different type of force.

2019/2020 1st Quarter Types of Force Used



Citizen Resistance Tally

Types of Resistance;

Psychological Intimidation – Verbal and Non-Verbal cues indicative of a subject’s mental or physical preparedness to resist and/or assault the officer or others.

Non-Compliance – Non-compliance or verbal responses or threats of non-compliance to officer’s directions.

Passive Resistance - Dead weight; no active participation, not influencing, not exerting any force (internal or otherwise)

Active Resistance - Clinging to objects in an attempt to prevent the officer from gaining control, exerting influence by physical effort or action. (i.e. using muscle tension to prevent movement.)

Escape Resistance - Fleeing, pushing or pulling away from the officer to avoid control, however, not attempting to harm the officer.

Active Aggression - Physical actions of assault.

Deadly Force Threat – Assaults with the perceived intent and apparent ability to cause death or great bodily harm.

Reason	Count
Active Aggression	12
Active Resistance	23
Deadly Force Assault on Citizen	0
Deadly Force Assault on Officer	0
Escape Resistance	15
Felony Car Stop	5
Handgun	1
Knife	1
Non-Compliance	29
None	3
Passive Resistance	10
Psychological Intimidation	4
Self Harm	2
Showed Great Strength	3
Spit	2
Total	110

Arrests and Charges

Citizen arrested in conjunction with use-of-force (# incidents):

	Count	Percent of total
No	9	22%
Yes	32	78%
Total	41	

Tally of charges against involved citizens:

Charge	Count	Percent of total
96 hour Mental Commit	8	9%
Assault	7	8%
Assault on Officer	3	3%
Compliance with request for information by Ofc.	3	3%
Domestic Assault	1	1%
DWI/DUI	3	3%
Felony Resisting Arrest	10	11%
Felony Warrant	6	7%
Misdemeanor Warrant	2	2%
Not Arrested/Charged	6	7%
Obstructing service of Officer/Resisting	6	7%
Other Felony PC	6	7%
Other Misdemeanor PC	7	8%
Peace Disturbance	2	2%
Possession of Controlled Substance	3	3%
Possession of Drug Paraphernalia	1	1%
Possession of Marijuana	1	1%
Resisting Arrest	12	14%
Safe Keep	0	0%
Traffic Violations	1	1%
Violation of Ex-Parte/Full Order of Protection	0	0%
Total	88	

Injuries

Injury-The Missouri Criminal Code defines injury in Chapter 556.061 as slight impairment of any function of the body or temporary loss of use of any part of the body. Our current category for injuries only includes injured or not injured. For the purpose of reporting injuries, Injuries will include visible injuries such as contusions and bruises, lacerations, punctures, scratches and abrasions. It will also include any complaint of physical pain, illness, or any impairment of physical condition which may not be clearly visible, however an Officer reasonably believes is caused from the type of force that was used on the Officer or Subject. Officers and subjects may have more than one visible injury (i.e. a contusion and an abrasion) however these are only counted as one “injury” in relation to the use of force event. This data will not include pre-existing injuries in relation to the use of force event.

Taken to Hospital- Subject or Officer was taken to hospital for treatment as a result of the use of force event. This may occur for a number of reasons and may sometimes be required by Departmental Policy do to the type of force that was used.

Citizen was injured in conjunction with use-of-force (# incidents):

	Count	Percent of total
No	15	43%
Yes	20	57%
Total	35	

Citizen taken to hospital in conjunction with use-of-force (# incidents):

	Count	Percent of total
No	27	77%
Yes	8	23%
Total	35	

Officer injured in conjunction with use-of-force (# incidents):

	Count	Percent of total
No	34	97%
Yes	1	3%
Total	35	

Officer taken to hospital in conjunction with use-of-force (# incidents):

	Count	Percent of total
No	34	97%
Yes	1	3%
Total	35	

Reason for Use of Force and Type of service being rendered at the time

Reason for use-of-force:

Reason	Count	Percent of total
Jail cell extraction	0	0%
Jail failure to comply	0	0%
Jail inmate movement	0	0%
Jail to enforce jail rule	0	0%
Felony car stop (no arrest)	0	0%
To assist another agency	3	8%
To defend another officer	0	0%
To defend another person	1	3%
To defend self	1	3%
To disperse an unlawful assembly	0	0%
To effect arrest	28	74%
Investigative detention	3	8%
To prevent a violent felony	1	3%
To prevent a violent misdemeanor	0	0%
To restrain for subject's safety	1	3%
Transport Prisoner	0	0%
Total	38	

Type of service being rendered at time of use-of-force:

Service type	Count	Percent of total
(Jail) detention	0	0%
Accident investigation	1	3%
Attending court	0	0%
Bar check	0	0%
Call for service	6	16%
Criminal investigation	0	0%
Disturbance	8	21%
Felony car stop	2	5%
Foot pursuit	2	5%
Medical assistance call	0	0%
Mental	6	16%
Off duty	0	0%
Pedestrian check	3	8%
Prisoner handling	0	0%
Prisoner transport	0	0%
Suspicious activity	2	5%
Traffic Stop	1	3%
Vehicle Pursuit	4	11%
Warrant Service	3	8%
Total	38	

Detention Officer Use of force

During the end of 2012, the Joplin Police Department began to track Police Officer use of force stats separate from Detention Officer use of force stats. This was in an effort to give the most practical data for officers working in a street environment vs. inside a correctional facility. Detention Officer stats no longer reflect such data such as; Officer use of force vs. arrest, Officer use of force vs. use of force rate, Taser deployments vs. arrest, reason force was used, and type of service being rendered. This data will be documents separately in order to give the most accurate number.

In the first quarter of 2020 Joplin Detention Officers employed some level of force **6** times to defend themselves, enforce a jail rule, or move a prisoner.

The jail contributed to **15%** of the overall use of force by the department.

The analysis provided is based upon averages. The actual use of force by individual detention officers can be influenced by a number of factors such as assignment, shift, number of hours worked and other variables.

The following statistics are a comprehensive breakdown of individual use of force events. As such, they are representative of the dynamic and fluid nature of such events wherein a single use of force event is comprised of phases of escalation and de-escalation. A number of levels of force and methods of force are utilized to bring about a successful resolution to the event. The following numbers reflect the multiple efforts in use of force events and do not represent a change in the total use of force events listed above.

Detention Use of Force Continued

Profile of Jail Use-of-force Incidents received Between January 1, 2020 and March 31, 2020

Total number of use-of-force incidents: **6**
Total number of officers involved: **10**

<u>Type of Force</u>	<u>Total #</u>
Alternative Impact Weapon	0
Arm bar	0
ASP	0
Clamp	0
Come-Along	0
Control Hold	0
Elbow Strike(s)	0
Empty Hand Control	1
Escort	3
Fist	1
Foot	0
Headlock	0
Hobble Restraints	0
Joint Lock	0
Kicks	0
Knee Strike(s)	0
Lateral Vascular Neck Restraint	0
Leg Strike(s)	0
Open-Hand Strike	0
Physical Restraint	2
Pressure Point(s)	0
Push	1
Strike(s)	0
Strikes in Furtherance	0
Take to Ground	0
Taser	5
Taser Arc Display	0
Thrust Kick	0
Tinsley	0
Verbal Direction	11
Wrist Lock	0

Citizen resistance tally:

Reason	Count
Active Aggression	6
Active Resistance	3
Deadly Force Assault on Citizen	1
Deadly Force Assault on Officer	0
Escape Resistance	0
Handgun	0
Knife	0
Non-Compliance	6
None	0
Passive Resistance	0
Psychological Intimidation	0
Self Harm	0
Showed Great Strength	2
Spit	1
Total	19

Injuries (Detention Officers)

Citizen was injured in conjunction with use-of-force (# incidents):

	Count
No	5
Yes	1
Total	6

Citizen taken to hospital in conjunction with use-of-force (# incidents):

	Count
No	5
Yes	1
Total	6

Officer injured in conjunction with use-of-force (# incidents):

	Count
No	5
Yes	1
Total	6

Officer taken to hospital in conjunction with use-of-force (# incidents):

	Count
No	6
Yes	0
Total	6

Internal Affairs Report

During the first quarter of 2020, there have been **14** cases forwarded to the Office of Internal Affairs for investigation. There were **6** cases that involved **6** sworn personnel and **8** cases that involved **8** non-sworn personnel.

The **14** cases involving department personnel are broken down by month and graphs are completed to give an indication of how many complaints have been investigated, where the complaints were generated from, how many have been sustained and what types of disciplinary actions have been handed out for those violations.

During the first quarter of 2020, the Joplin Police Department was authorized for 110 sworn officer and 12 civilian positions in the police department. There are currently 18 jail employees and 22 dispatch employees. This makes 162 authorized employees that fall under the Police Department.

The main purpose of this information is to get as much factual information as possible out to the members of the Department to avoid unnecessary rumors, which have a negative effect on the Department. The Office of Internal Affairs understands and respects each individual employee's right to confidentiality and will uphold that standard. However, it is important that generic information be shared Department wide to provide expectations and equality for every employee. With this in mind, the Office of Internal Affairs will assure you that each complaint will be investigated in accordance with department policy and as expeditiously as possible.

As illustrated in SOG 2-08, Internal Affairs, I have listed the disposition classifications of internal investigations for your convenience. Disposition classifications are as follows:

1. Unfounded - no truth to allegations.
2. Exonerated - allegations true, but result of adherence to proper and appropriate procedures and techniques.
3. Not sustained - unable to verify the truth of the matters under investigation.
4. Sustained - allegations true.
5. Policy Failure - The allegation is true, but employee's action was not inconsistent with policy and there is an indication of a need for policy review and revision.
6. Withdrawn – Complainant withdraws their complaint.
7. Inactivated – There is not enough information to conduct an investigation and no way of obtaining more information. The case may have to be inactivated until more information is available.

Complaints Received

The following is a breakdown of all complaints received by Internal Affairs for the first quarter of 2020.

- **19** complaints were received
 - Of the **19** complaints, **5** were officer-involved vehicle accidents
- **6** complaints were generated by citizens
- **8** complaints were generated within the agency
- **9** complaints were sustained or partially sustained
- **5** complaints resulted in findings that were other than sustained
- JPD received an average of **2** citizen complaint(s) per month
- JPD generated an average of **3** investigations per month from within the agency

During the first quarter of 2020, the Joplin Police Department received **20,038** calls for service, which includes **3,020** vehicle stops. Joplin Police Officers arrested **1,442** people with a total of **3,338** criminal charges submitted.

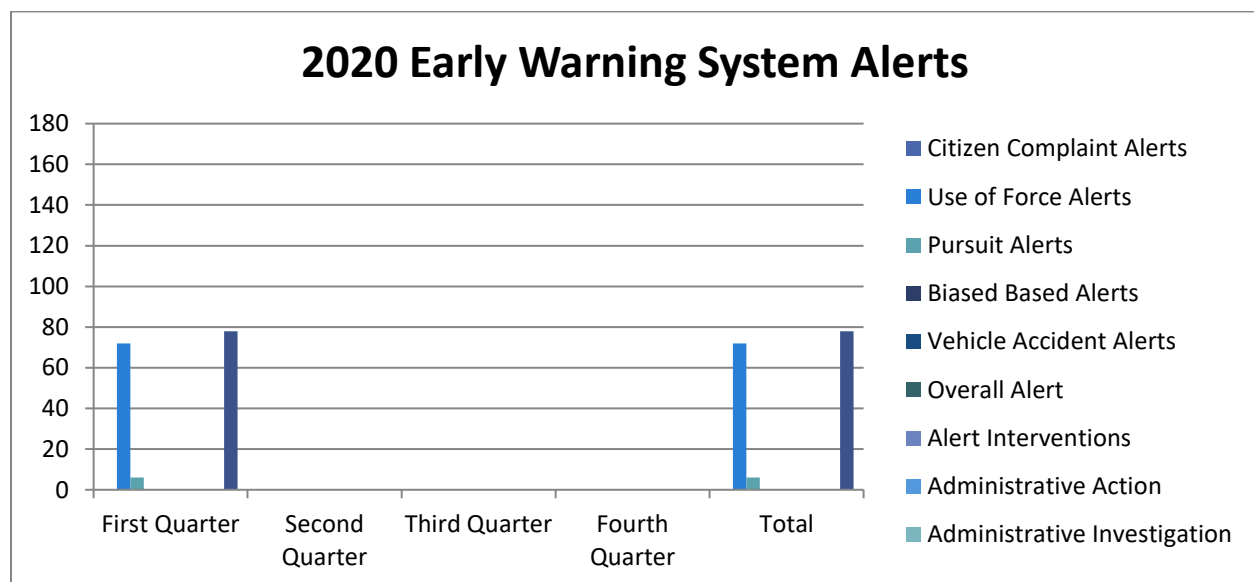
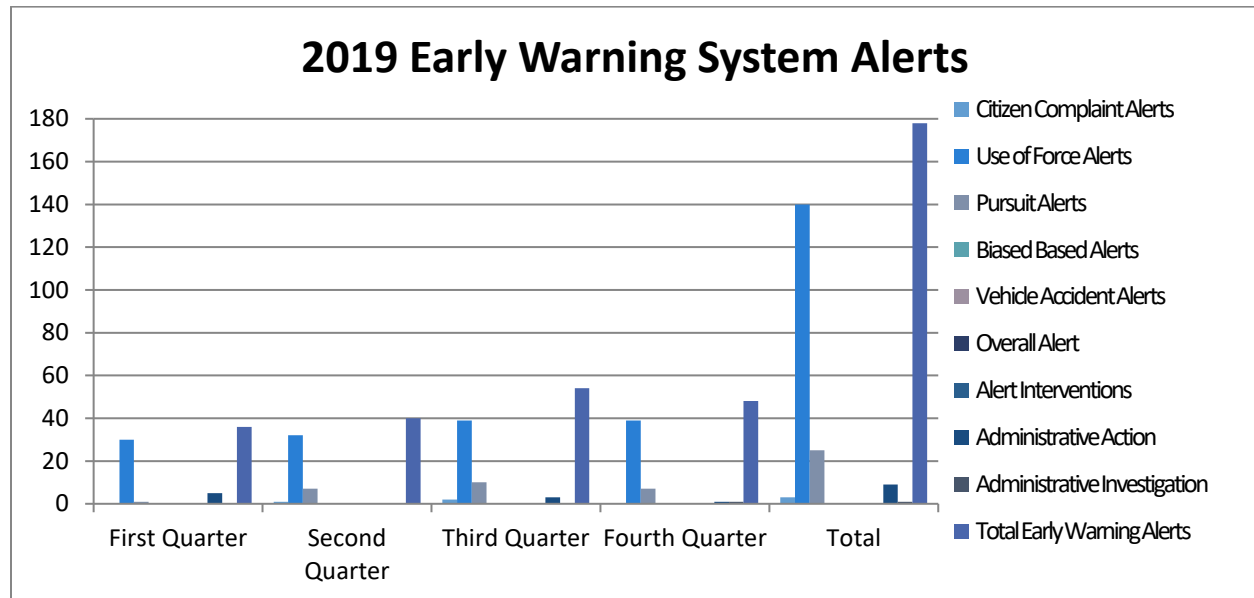
During the first quarter of 2019, the Joplin Police Department received **18,594** calls for service, which includes **3,126** vehicle stops. Officers arrested **1,546** persons with a total of **3,542** criminal charges submitted.

“Agencies that set the highest standards and consistently enforce them are agencies with the highest morale among their employee’s.”

Randy Means

Early Warning System

In addition, a comprehensive Personnel Early Warning System is an essential component of a well-managed law enforcement agency. The Joplin Police Department is committed to this concept and I have implemented threshold limits into our Internal Affairs software (IA Pro) to manage this process. As a result of threshold limits recommended by the officers of the department and set by the Chief of Police, officers activities will be reviewed (by their immediate supervisor) when threshold limits are met. The threshold limits have been set as follows, to cover a twelve (12) month period; Citizen Complaints = 3, Use of Force = 12, Pursuits = 4, Bias Based Profiling = 1, and Vehicle Accidents = 2. The purpose of the Personnel Early Warning System shall be a means to identify and assess employees' performance in high-risk incidents and intervene where appropriate.



Investigations (Monthly Breakdown)

January 2020

4 Investigations (2 internal complaints received, 2 citizen complaints received)

<u>Complaint Type</u>	<u>Results</u>	<u>Investigator</u>
1. Excessive Absentism	Sustained	IA
2. Rules of Conduct	Unfounded	IA
3. Rules of Conduct	Unfounded	IA
4. Rules of Conduct	Sustained	IA

February 2020

7 Investigations (4 internal complaint received, 3 citizen complaints received)

<u>Complaint Type</u>	<u>Results</u>	<u>Investigator</u>
1. Rules of Conduct	Sustained	IA
2. Rules of Conduct	Sustained	IA
3. Radio Procedures	Sustained	IA
4. Shooting Range Procedures	Exonerated	IA
5. Handling Inmate Property	Unfounded	IA
6. Mobile Video Recording	Sustained	IA
7. Handling Inmate Property	Unfounded	IA

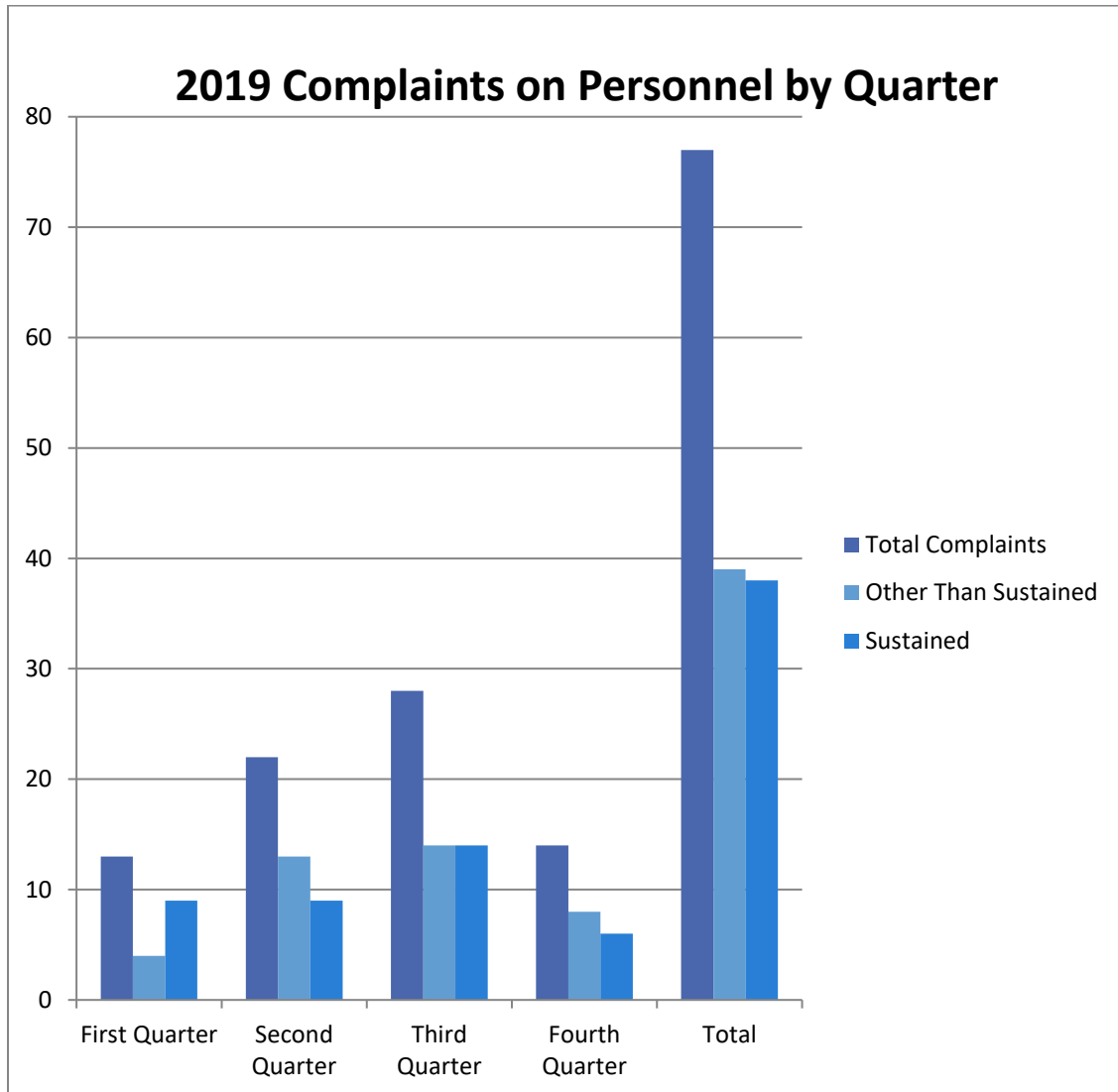
March 2020

3 Investigations (2 internal complaint received, 1 citizen complaints received)

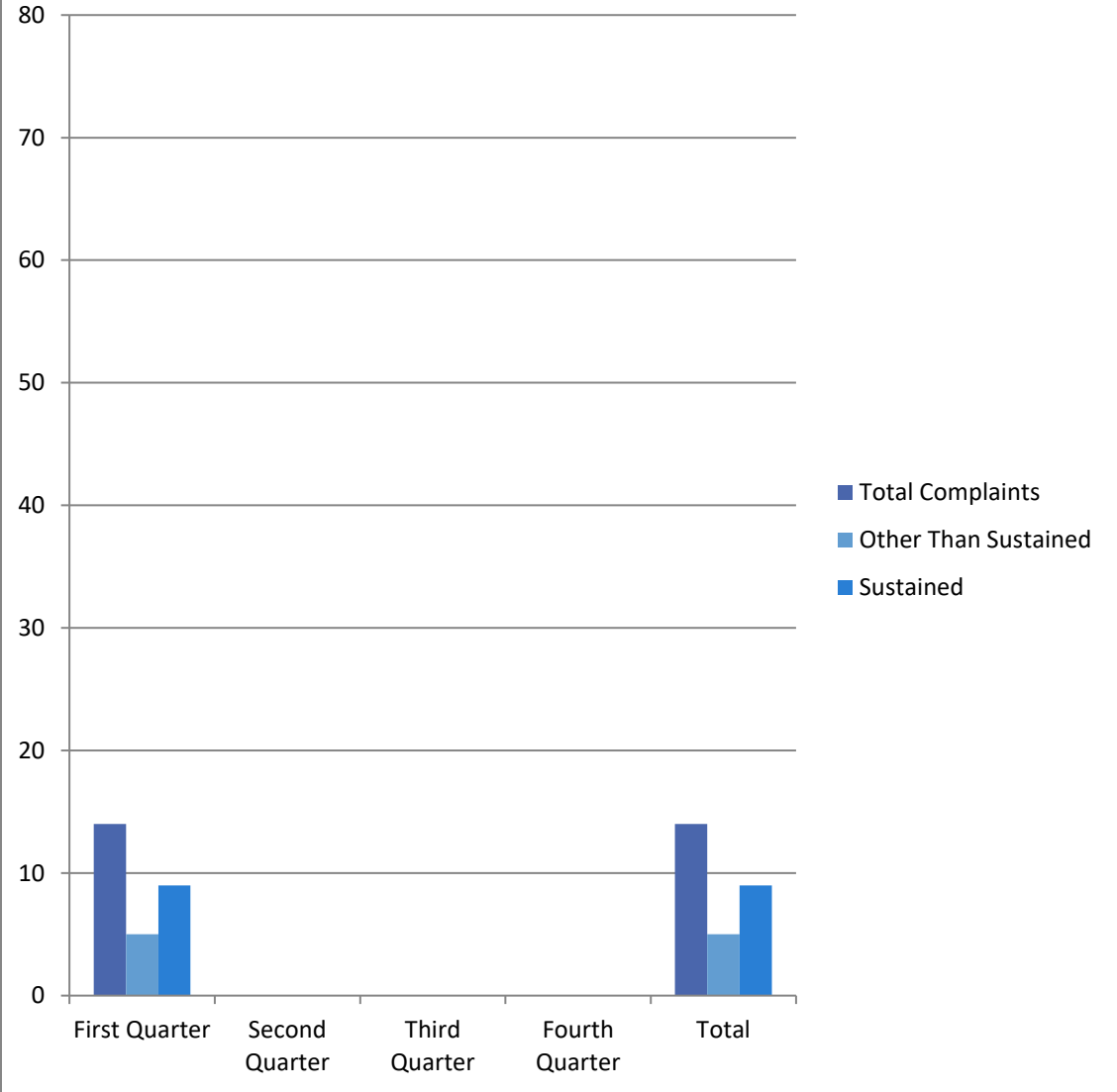
<u>Complaint Type</u>	<u>Results</u>	<u>Investigator</u>
1. Rules of Conduct	Sustained	IA
2. Handling Inmate Property	Sustained	IA
3. Rules of Conduct	Sustained	IA

*****It should be noted that there may be more complaint types and investigations than actual complaints received. This is a result of multiple employees being investigated for one complaint form.**

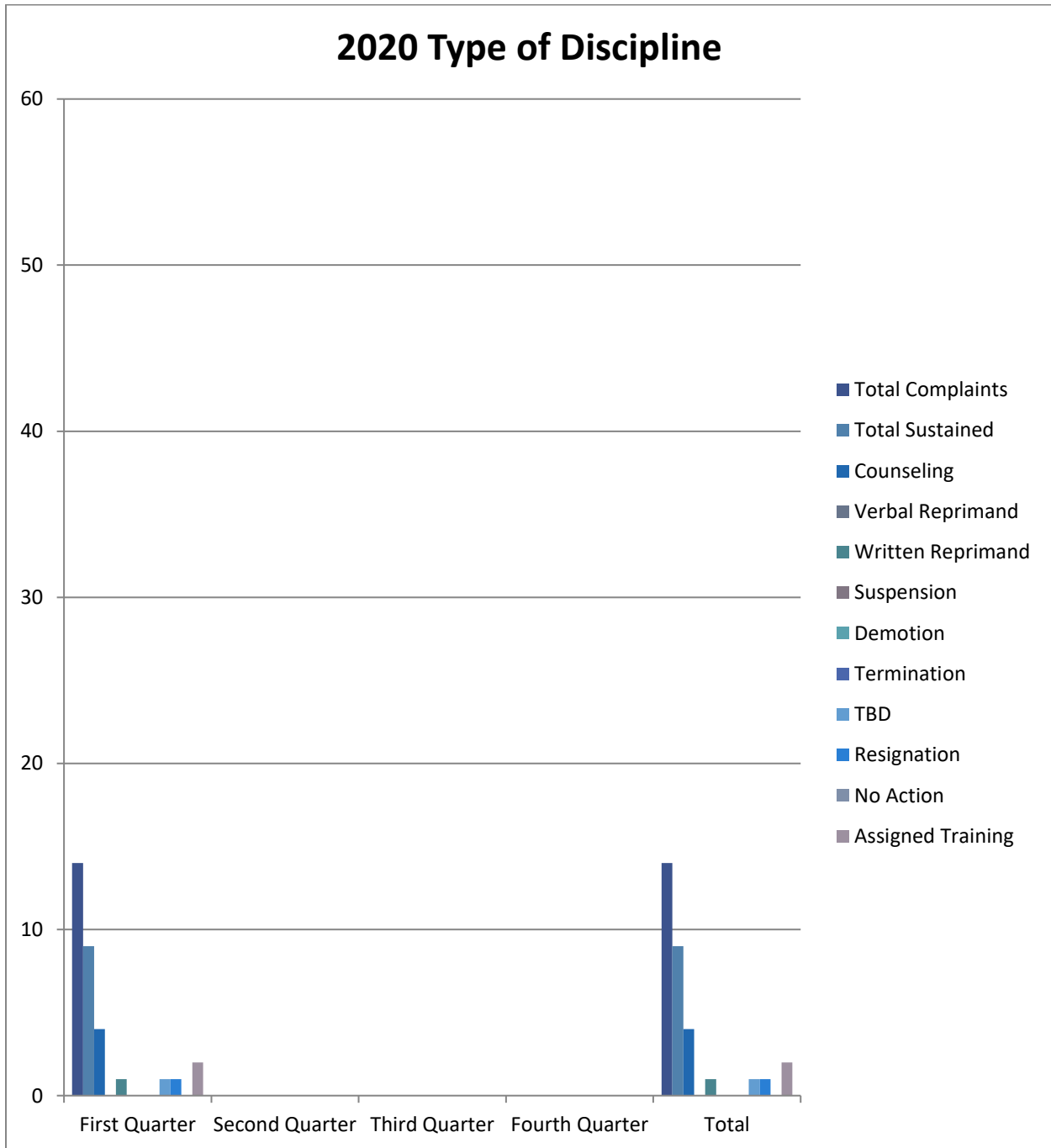
Graphs for Complaints



2020 Complaints on Personnel by Quarter



Types of Discipline



***If you see a disciplinary action that does not seem to fit the violation, keep in mind that it may be due to the severity of the case or it could be a progressive level of discipline.**

Crash and Pursuit Policy

In case of a crash or damage to any department vehicle the driver will immediately request the on-duty supervisor be notified. The supervisor will have an investigation made and the accident investigator will report the accident using the State approved accident form. The Crash/Pursuit Review Board will then review all crashes/pursuits involving Police Department employees and vehicles.

The Crash/Pursuit Review Board- the body responsible for reviewing completed officer involved crash and pursuit reports. The Crash/Pursuit Review Board will review each report to ensure compliance with department policy and forward their findings to the Office of Internal Affairs. The Office of Internal Affairs, or his/her designee, will review the Crash/Pursuit Boards findings and initiate an investigation if appropriate. The Crash/Pursuit Review Board is a panel of three officers consisting of the Traffic Sergeant and two designees.

For tracking purposes crashes in a city vehicle and pursuits are separated from internal and citizen complaints and are categorized in the following manner.

Crashes

For the first quarter of 2020 there were **5** officer involved crashes in a city vehicle. Of those crashes **3** of the officers were determined by the Crash Review Board to be at fault.

First Quarter Crash Discipline

Violation

Emergency Driving
Vehicle Operation
Emergency Driving

Discipline

Written Reprimand
Written Reprimand
To Be Determined

Pursuits

For the first quarter of 2020 there were **13** officer involved pursuits. These pursuits were reviewed by the Pursuit Review Board and **10** were determined to be within policy. **3** pursuit(s) was determined to be a violation of department policy.

First Quarter Pursuit Discipline

Violation

Vehicle Pursuit Driving
Ride Along Policy
Ride Along Policy

Discipline

Written Reprimand
Counseling
Counseling

***If you see a disciplinary action that does not seem to fit the violation, keep in mind that it may be due to the severity of the case or it could be a progressive level of discipline.**